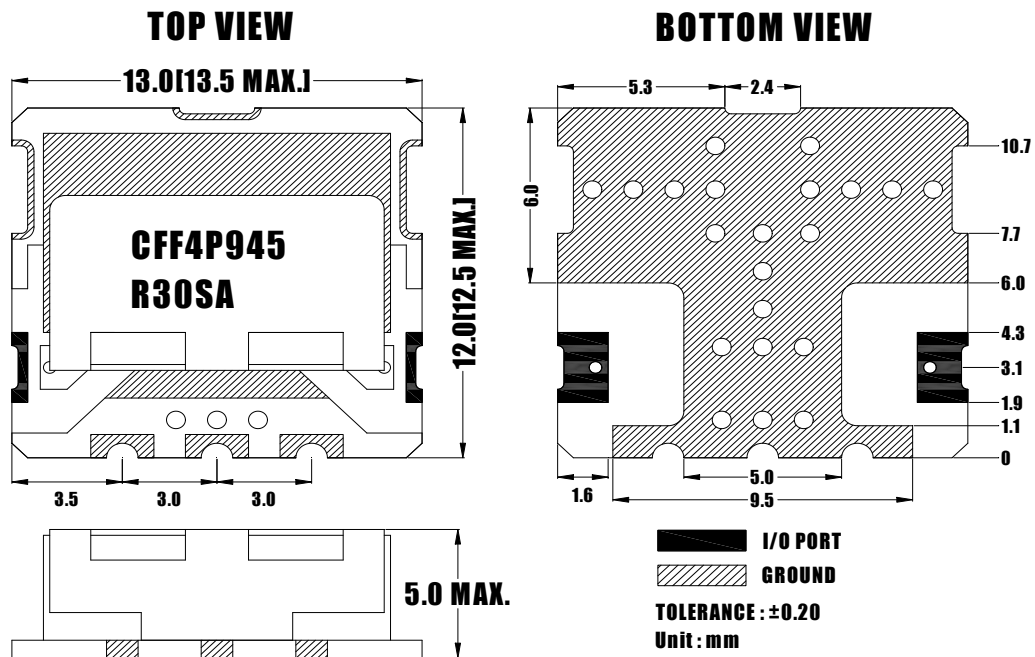


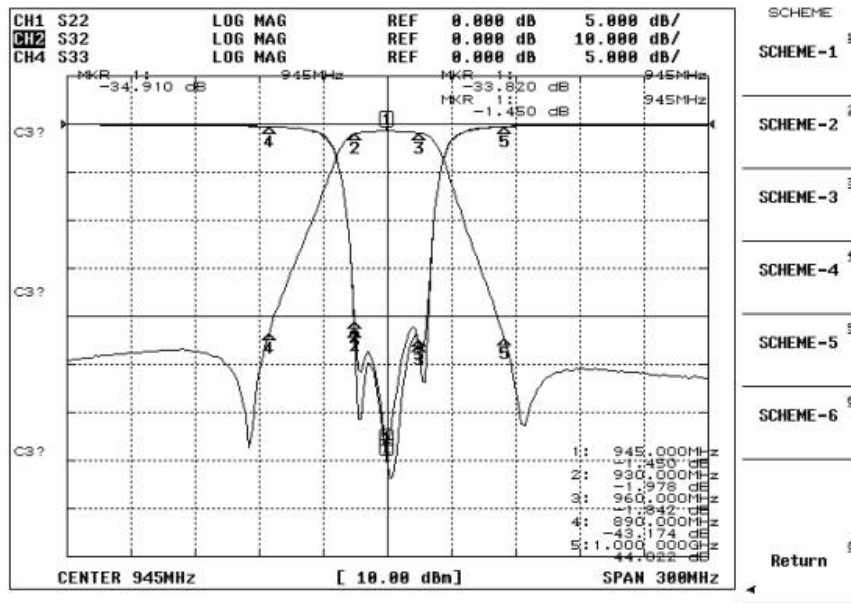
Electrical Specification

ITEMS	SPEC	UNIT
Center Frequency [fo]	945.0	MHz
Bandwidth [BW]	$f_{o\pm 15}$ [ 930.0 ~960.0 ]	MHz
Insertion Loss in BW	3.0	dB max
Ripple in BW	0.8	dB max
Return Loss in BW	15.0	dB min
Attenuation Absolute Value	40 dB min. @fo± [ 890.0 & ] 40.0 dB min. @fo± [ 1000.0 & ]	MHz
Group Delay Variation		ns max
Input Power	2.0	W max.
In/Out Impedance	50 Ω	
Operation Temperature Range	-40°C to +85°C	

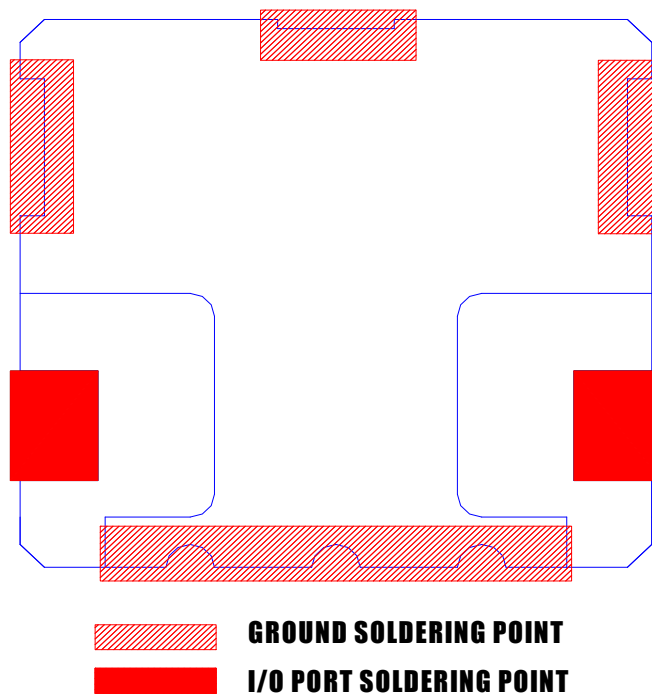
Mechanical Specification



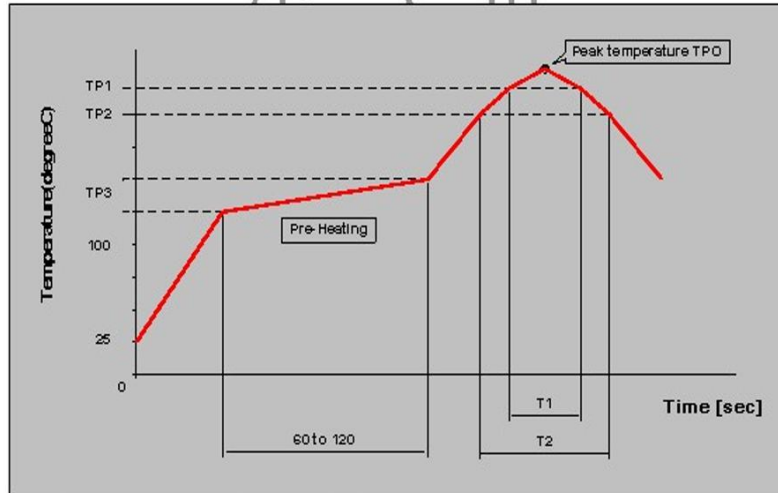
Plot Data



Recommended PC Board Pattern



 Soldering Condition



Measuring point of temperature : IN-OUT Terminals of The Device

Reflow Soldering : Both Convection and Infrared Rays, Hot Air and Hot Plate

Reflow standard condition	TPO (°C)	TP1 (°C)	T1 (s)	TP2 (°C)	T2 (s)	TP3 (°C)
Sn-3Ag-0.5 solder	245+/-5	220	30 to 60	—	—	150 to 180
Test condition of reflow heat resistance	260+5/-0	240	20	220	70	150 to 180